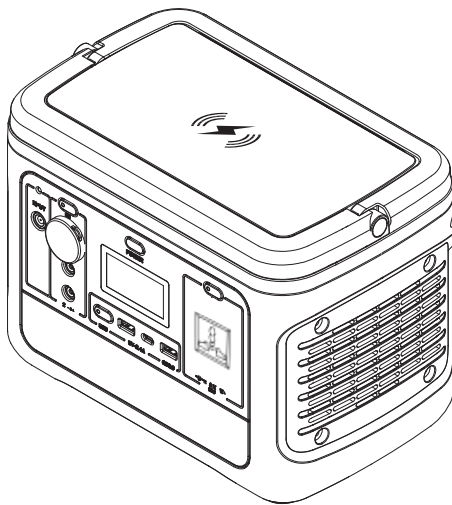


## INSTRUCTION MANUAL

### ENERGY STORAGE POWER SUPPLY

#### TECHNICAL DATA

Model	VT-606
Battery capacity	568Wh
Wireless output	15W
Dimension	275x170x200mm
DC Input Port	20V $\pm$ 5A (Support 12-24V)
Auxiliary Charge Output	12.5V 8A
AC output	500W Pure Sine Wave/ Peak 1000W
USB output port	5V2.4A, QC3.0, USB-C 65W
Battery	Lithium Electronic Battery
Battery cycle	$\geq 800$
Work Temperature	-10 $\sim$ 40 $^{\circ}$ C
Charging Temperature	0 $\sim$ 40 $^{\circ}$ C
Net Weight	5.4Kg



#### INTRODUCTION

Thank you for selecting and buying V-TAC Product. V-TAC will serve you the best. Please read these instructions carefully & keep this user manual handy for future reference. If you have any another query, please contact our dealer or local vendor from whom you have purchased the product. They are trained and ready to serve you at the best.



#### Multi-Language Manual QR CODE

Please scan the QR code to access the manual in multiple languages.

# WARNING

- 1. Please make sure to turn off the power before starting the installation.
- 2. Installation must be performed by a qualified electrician.
- 3. a. Please read all instructions before using this product.
- 4. In order to reduce the risk, close supervision is required when using this product near children.
- 5. The use of accessories recommended or sold by non professional product manufacturers may lead to the risk of electric shock.
- 6. When the product is not in use, please pull the power plug out of the product socket.
- 7. It is forbidden to dismantle the product, which may lead to unpredictable risks such as fire, explosion or electric shock.
- 8. Do not use damaged wires or plugs or damaged output cables to use the product, which may cause electric shock.
- 9. Please charge the product in a well ventilated place. Do not restrict the ventilation of the product in any way.
- 10. Please put the product in a well ventilated and dry place to avoid the risk of electric shock due to water intrusion.
- 11. It is forbidden to expose the product to fire or temperature higher than 130°C, which may lead to fire, explosion and other safety accidents.
- 12. It is forbidden to use or place the product under high temperature (direct hot sunshine or hot car interior), otherwise the internal battery may overheat, catch fire or function failure, shorten the service life and other risks.
- 13. Please charge the product every three months to prevent the battery from running out.



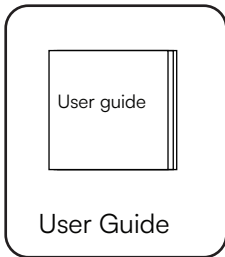
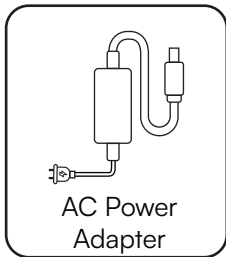


This marking indicates that this product should not be disposed of with other household wastes.



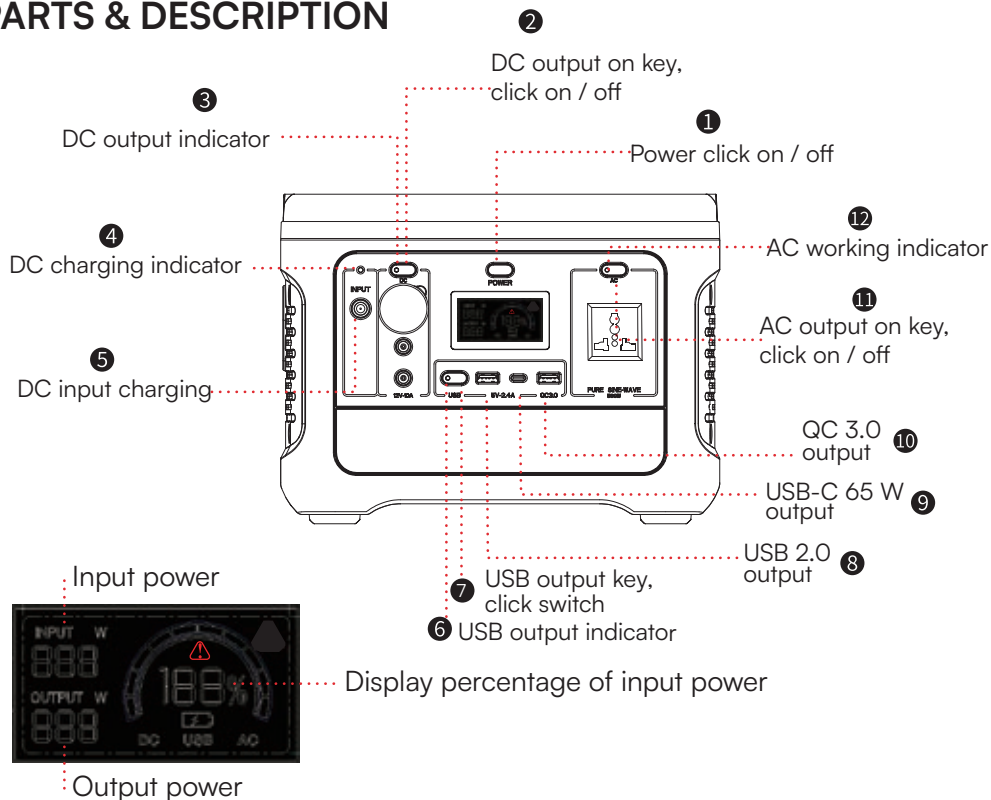
Caution, risk of electric shock.



# PACKAGING LIST



## PARTS & DESCRIPTION



DC: DC working indicator

AC: AC work indicator

⚠ Over operating temperature warning / overload warning / short circuit warning

⚡ Flashing is low voltage warning

LED light: click normally on, click SOS mode again, and click LED light off again

Wireless charging switch: USB is on, wireless charging works normally, USB is off, and wireless charging stops working

## PRECAUTIONS FOR USE

1: High temperature protection. When the temperature is greater than or equal to 75°C, the machine will start the automatic protection and prohibit input and output. When the temperature is less than 75°C, it will return to normal.

2: Power on / off key. Please click the power key to turn off the power.

3: When the indication of DC, USB and AC lights up, it means that the output port has been turned on, and the corresponding equipment can be powered.

4: When not using the power output port, please press 1,2,7,11 or power key to turn off the power to save power.

5: At low temperature, the battery capacity of the product may be affected. The product can be charged in the temperature range of 0-40 degrees, and the equipment can be powered in the temperature range of -10 degrees to +40 degrees.

6: For the first time, it is recommended to fully charge the battery to avoid the inconvenience caused by insufficient power.

# CHARGING MODE

Before using or storing the product, please use the charger to charge the product. When charging, the indicator light is blue. The LED screen will display the current charging ratio and charging power. When the LED screen shows 100% power, it means full charge. The charging process is about 7.5 hours. The current power can be viewed through the LED screen.



Standard charger,  
about 7.5 hours



Car charger,  
about 9 hours



The generator generates electricity and  
uses the standard charger for about 7.5 hours



120W solar photovoltaic panel,  
about 10hours.

(the charging time is determined by the intensity of sunlight).  
Support solar photovoltaic charge controller (12-24V)

The above data are from the laboratory. The test data may vary due to the use environment, use method and other factors, and the charging time will be different. This test data is for reference only.

## FAQS

### 1. Can the product be brought on the plane?

No, because this product is a lithium battery product. According to the international air transport standard regulations, carrying lithium battery products can not exceed 100Wh.

### 2. If the power of the equipment is within the rated output power range of the product, it cannot be used?

a. The power consumption of the product is less than 20%; it needs to be supplemented.

b. When some equipments start, the products which are larger than the peak value of rated power cannot be used;

### 3. Why is there sound when using it?

The product adopts air cooling system, and the built-in fan is better to help product heat dissipation. It is normal to have slight noise when using.

### 4. Is the charger heating normal when charging?

Charging charger heating is a normal phenomenon, standard charger in line with national safety standards, you can rest assured to use!

## TROUBLESHOOTING

FAULT PHENOMENON	TROUBLESHOOTING	SOLUTIONS
The product cannot be charged	1. The charger and product are not in good contact with the mains power supply (the charging indicator is not on at this time)	Check whether the charger and product are in good contact with the main power
	2. The contact is good, but the charging indicator is not on	If the charger is broken, please contact the customer service
	3. If the charging indicator light is on, it still can't be charged	If the product is broken, please contact the customer service
The product has no output	1. The connection line between the equipment and the product is not plugged in properly	Make the equipment well connected with the product
	2. The output port switch is not turned on	Turn on the port output switch, and the indicator light will be on
	3. Low power consumption	Charging the product
	4. There is no output after eliminating according to 1.2.3 above	If the product is broken, contact the customer service for handling
With device output interrupt	1. The nominal power or instantaneous starting power of the equipment used is greater than the power of the product	Select higher power energy storage products
	2. If the equipment used is short circuit, an alarm symbol will appear on the display screen, an alarm sound will be send and the product will automatically turn off the output within 15 seconds	It is not a product problem. It is recommended to replace the equipment.
	3. The output will still be turned off after removing according to the above 1.2 point	If the product is broken, contact the after-sales department for handling

# V-TAC

Meaningful Innovation.

## Portable Power Station 500W



V-TAC.EU



VTACEXPORTS.COM



## LISTING DETAILS

Model: **VT-606**

SKU Code: **T1442**

EAN Code: **3800157692236**

## MASTER BOX PACKAGING

Qty: **1pc/box**

Net Weight : **5.4KG**

Product Size : **275x170x200mm**

## GENERAL DATA

Battery Pack : **26.2Ah /21.6V 568Wh**

AC Rated Output : **500Wh**

AC Charge Adaptor : **20V,5A (Support 12V-24V)**

Solar Charge : **DC18V-22V Max 5A.**

AC Output : **220V Continuous 500W peak Value 1000W**

DC Output : **12V,8A**

Wireless Charging Output : **15W**

USB Output : **5V 2.4A 12W max**

QC Output : **QC3.0 5V/3A, 9V/2A,12V1.5A (18W Max)**

USB C Output : **5-20V/3.25A ( 65W Max)**

Cycle Life : **Cycled > =1000 Ternary lithium Battery**

- Small, light and mobile
- Support mains and photovoltaic charging modes
- Ac 100V, 110, 220V, DC 5V, 9V, 12V, 15V, 20V and other voltage output
- 18650 ternary lithium battery with high performance, high safety and high power
- Over voltage, over voltage, over current, over temperature, short circuit, over charge, over discharge and other system protection functions
- Large LCD display power and function indication
- Support QC3.0 quick charge function, support PD65W quick charge function;
- 0.3s quick start
- High efficiency;



### Intelligent monitoring

Real-time monitoring of product performance.



### Short-circuit protection

Auto-cut circuit when short occurs.



### Overcharge protection

Prevent battery from overcharging and auto-stop when fully charged.



### Overpower protection

Product has dynamic power protection which will auto-stop output when overpower occurs.



### Battery balance system

Extend the service life of batteries and ensure the consistency of batteries.



### Temperature protection

Guarantee battery working at safe temperature.



### Over-current protection

Auto-cut circuit when overcurrent occurs.



### Over-voltage protection

Protect product from high or low voltage harm to ensure product and facilities safe.




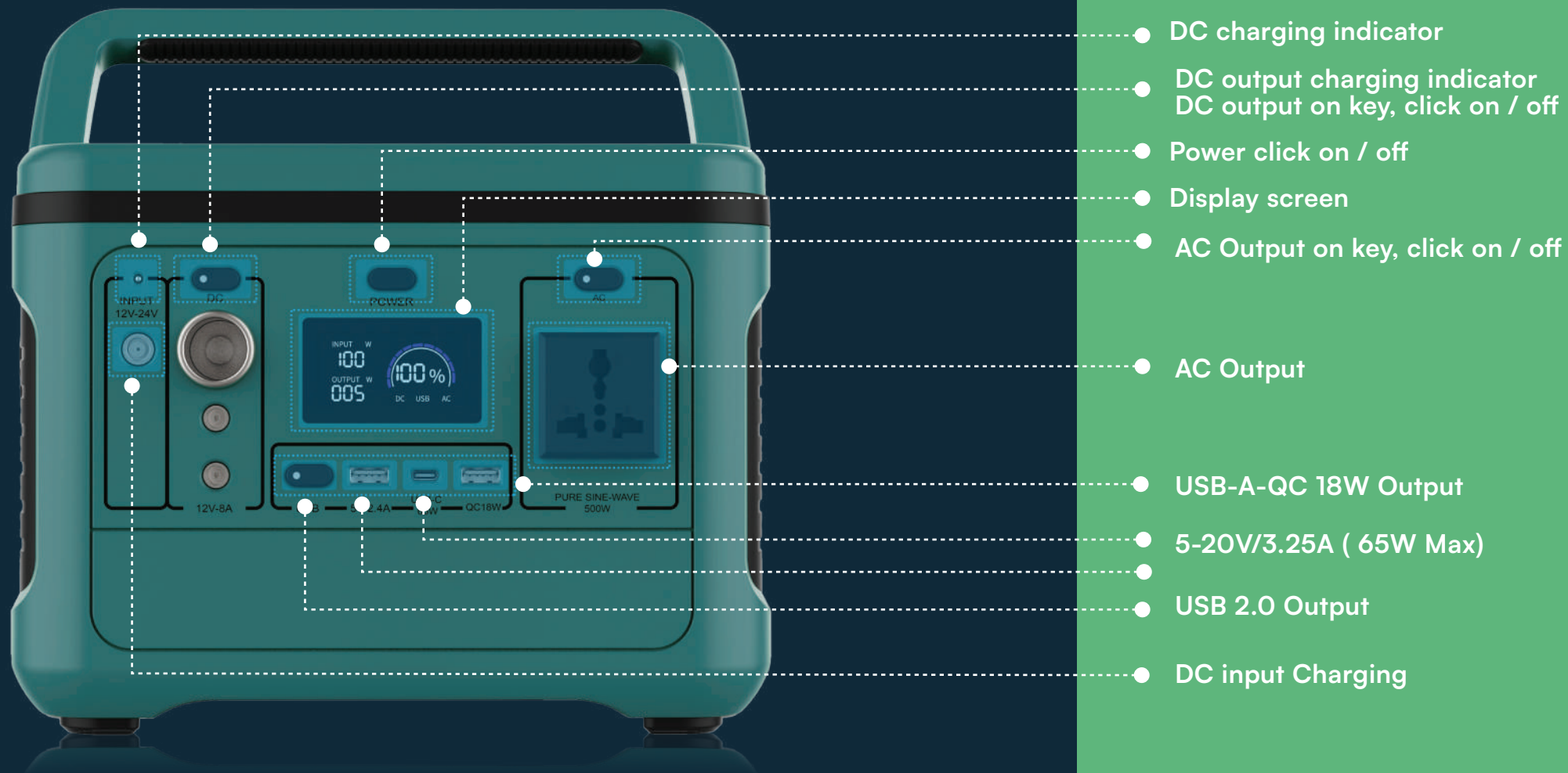


## Enhanced battery life

with Intelligent Battery  
Management System (BMS)

LED Flash Light







## Travel

Stay powered and connected. Charge your devices anywhere — less time worrying about running low on battery and more time enjoying your trip.



Drone



Camera



Laptop

## Home

Say goodbye to the inconvenience of sudden outages — power up your basic home appliances whenever you need them. Also perfect for those working in flexible setups.



Printer



Blender



Mobile



## Leisure

New spot for your hobbies? Or just a new space for the family to hang out in? Power up your new space of comfort and fun.



Fan



Electric Grill



Mini Cooler



Bring the power right where you need it. Our portable power stations aim to help you power basic necessities wherever you are — whether it be in mobile homes, camp sites, and more. Each unit features intelligent energy monitoring, short circuit protection, overcharge & overpower protection, anti-overheating, and voltage protection. Made with high quality, long-life lithium batteries that are consistent and reliable.

Choose the option that best suits your needs



**300W**  
SKU 11441



**1000W**  
SKU 11443



**2000W**  
SKU 11445